



2019-20 ANNUAL REPORT

COMMUNITY IMPACT



10,061,241

pounds distributed

5,448,774

pounds of produce

6,114,413

pounds distributed
through partner
agencies

\$1=4 meals

for every \$1 donated
we can provide 4
healthy meals

VOLUNTEER IMPACT

17,341

volunteer hours

4,220

volunteers



CALFRESH IMPACT



1,326

applications
approved

85%

approval rate

1,806,857

meals provided

\$8,829,569

dollars put back into
the local economy

“Working together to end hunger through
healthy food, education and leadership.”

YEAR IN REVIEW

Assets

Cash & Investments	8,167,357
Accounts Receivable	231,643
Food inventory	1,774,310
Prepaid Expenses	74,747
Land, Building & Equipment	6,335,984
Total Assets	16,584,041

Liabilities

Accounts payable & accrued expenses	876,514
Long-term payable (building & land)	1,464,069
Total Liabilities	2,340,583

Equity


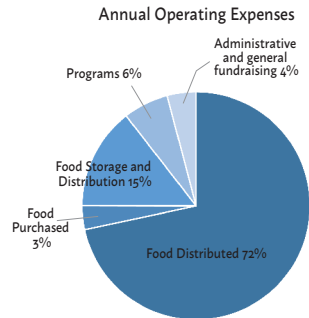
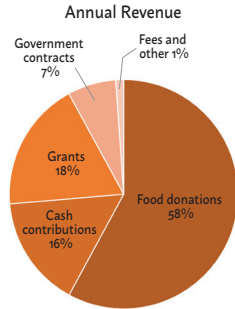
Undesignated	1,517,086
Designated for food & reserves	5,340,711
Land, Building & Equipment	4,817,138
Temporarily restricted assets	2,568,524
Total Net Equity	14,243,458
Total Liabilities and Net Equity	16,584,041

Annual Operating Expenses

Food Distributed	15,246,523
Food Purchased	720,772
Food Storage & Distribution	3,077,024
Programs	1,365,885
Administrative & general fundraising	872,846
Total Expenses	21,283,048

Annual Revenue

Food donations	15,713,634
Cash contributions	4,266,695
Grants	4,985,471
Government contracts	1,855,594
Fees & other	306,019
Total Revenue	27,127,413



Thank you for feeding hope.
To learn more visit thefoodbank.org

